

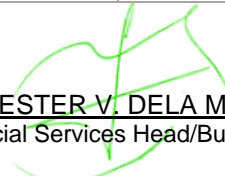


AGENCY PERFORMANCE MEASURES

Department : Department of Finance (DOF)

Agency : Securities and Exchange Commission

Organizational Outcomes / Performance Indicators	ACTUAL (2021)	GAA (2022)	BASELINE	NEP TARGETS (2023)	
				TIER1	TIER2
SCORE - SRC AND RCC COMPLIANCE OF REGULATED ENTITIES					
Outcome Indicator(s)					
1. Average compliance rate of regulated entities increased	84.12%	60%	49.5%	67.5%	
2. Percentage of retail participation in the capital market/ various investment products increased	1.30%	1.09%	0.84%	1.37%	
Output Indicator(s)					
1. Percentage of regulated entities monitored	100%	100%	50%	100%	
GEARING UP! - THE ENFORCEMENT AND INVESTOR PROTECTION PROGRAM					
Outcome Indicator(s)					
1. Case disposition rate (i.e. either filed in court with DOJ, dismissed by SEC, revoked by SEC, fined by SEC, archived by SEC within prescribed time) increased	83%	55%	50%	55%	

Organizational Outcomes / Performance Indicators	ACTUAL (2020)	GAA (2021)	BASELINE	NEP TARGETS (2023)	
				TIER1	TIER2
Output Indicator(s)					
1. Percentage of tips, referrals and complaints acted upon (i.e. acknowledged, verified, referred) within prescribed time	100%	100%	50%	100%	
SEC CAN! - COMMUNICATION, ADVOCACY AND NETWORK					
Outcome Indicator(s)					
1. Equity market capitalization relative to GDP (%) increased	97.69%	73.27%	88.4%	95.80%	
2. Size of local currency bond market to GDP (%) increased	52.88%	39.24%	33.40%	51.95%	
Output Indicator(s)					
1. Number of investor education activities conducted	5,457	333	120	244	
PREPARED BY:		APPROVED BY:			
 <u>AUREA THERESA M. LAXINTO</u> Planning Services Head/Planning Officer		 <u>COMMISSIONER KARLO S. BELLO</u> Officer-in Charge			
 <u>LESTER V. DELA MERCED</u> Financial Services Head/Budget Officer					